

Steps to create an INVOICE for payment of Licence Renewal fees or Licence Amendment fees

Updated July 6, 2021

IMPORTANT NOTES **PRIOR TO CREATING AN INVOICE**

Invoices are currently only acceptable for the annual Licence Renewal Fee or for a Mass Licence Amendment Fee. *Bulk payments for other fees can be submitted via cheque to the ICM office by the General Operating Agent, Adjuster Designated Representative and/or Authorizer/Appointee at the Insurer that sponsors the licence, and is required to be used on an ongoing basis.*

Invoices can **only** be created by General Operating Agents, Adjuster Designated Representatives and/or Authorizers/Appointees at Insurance Companies that sponsor the licence(s).

Alternative to invoices: Licence holders wishing to renew their licence can **individually** pay by VISA or MASTERCARD within the online renewal system once they are completing and processing their individual online renewal(s).

Submitted Invoices will be void after 45-days of inactivity.

Table of Contents

Steps for General Agency Operating Agents or Adjusting Firm Designated Representatives	3
Step 1: Log in to the online portal.	3
Step 2: Verify Email Address.	4
Step 3: Proceed to Organization Tab	5
Step 4: Create New Invoice	6
Steps for Insurance Company Appointees.....	9
Step 1: Log in to the online portal.	9
Step 2: Verify Email Address.	10
Step 3: Proceed to Organization Tab	11
Step 4: Create New Invoice	12
Frequently Asked Questions regarding Invoices	14
Question #1: How do I confirm payment has been received and applied by the ICM?	14
Question #2: How do I confirm if a Licence Holder was added to the Invoice?.....	14
Question #3: How do I confirm payment has been used by the Licence Holder?	15
Question #4: What happens if a Licence Holder leaves after the organization has paid for the Licence Renewal or Amendment on the Invoice?	15
Question #5: What happens if a Licence Holder does not renew; Where is the Money?	16
Question #6: Why can't I see the Money on the "Licence Fees" Account during Licence Renewal?	16
Question #7: If the invoice is Void what happens?	16
Question #8: Does the ICM contact me when the payment has been applied for the Invoice?	16

Steps for General Agency Operating Agents or Adjusting Firm Designated Representatives

Step 1: Log in to the online portal.

The Operating Agent/Designated Representative will log-in to the online portal at <https://lms.icm.mb.ca/lcmPortal/Account/> with their **numerical User ID** and **Password**.

ICM LICENSING PORTAL

Existing Users Log In

User ID

Password

Log In

Forgot your User ID?

Forgot your password?

OR

Register as new applicant

Note: The ICM Portal supports the following browsers:

- Google Chrome
- Internet Explorer 9.0+
- Mozilla Firefox

All PDF files require the latest version of Adobe Acrobat Reader to download.

Step 2: Verify Email Address.

ICM
INSURANCE COUNCIL
OF MANITOBA

LICENSING PORTAL

Update Profile

Please ensure the following email address is correct. Click save to proceed.

*Email

Save

Step 3: Proceed to Organization Tab

Click on Organizations as demonstrated in sample picture below, and select the organization that you are wishing to create the invoice for:

The screenshot shows the ICM Licensing Portal dashboard. The top navigation bar includes the ICM logo, the text "LICENSING PORTAL", and a user profile for "Jon Snow". The left sidebar contains a menu with items: Home, Information, Licences, Applications, CE, E&O, Exams, Payment, and Organizations. An orange arrow points to the "Organizations" menu item. The main dashboard area displays several widgets: "Licence Status" (0 Application (In Progress), 1 Issued, 0 Renewal), "Exams" (0 Results, 0 Scheduled), "Account Balance" (Licence Fees: \$0.00, Exam Fees: \$0.00), "Errors & Omissions" (K-60000-555555-2016, ORGANIZATION E&O EXPIRED), and "Continuing Education (2016-2017)" (General and/or Auto Only: 4.00, 8).

Click on Payment and then "Invoice(s)" as demonstrated in sample picture below:

The screenshot shows the ICM Licensing Portal dashboard for "ABC Insurance Agency Inc.". The top navigation bar includes the ICM logo, "LICENSING PORTAL", a "Go Back" button, and the user profile "Jon Snow". The left sidebar menu is expanded, with "Payment" highlighted in green and "Invoice(s)" highlighted with an orange arrow. The main dashboard area displays several widgets: "Licence Status" (1 Application (In Progress), 194 Issued, 2 Renewal), "Account Balance" (Licence Fees: \$0.00, Exam Fees: \$0.00), "Errors & Omissions" (K-60000-555555-2016, NOT COVERED), "Application Status(1 in progress)" (a pie chart showing 1 Pending Authorizer's Review), and "Application Assignees" (a bar chart showing 1 Unassigned).

Step 4: Create New Invoice

Click on New Invoice as demonstrated in sample picture below:

The screenshot shows the 'LICENSING PORTAL' interface. The header includes the ICM logo, 'LICENSING PORTAL', a 'Go Back' button, and the user name 'Jon Snow'. A sidebar on the left contains navigation links: Home, Applications, E&O, Payment, Users, and Public Search. The main content area is titled 'Current Invoices' and features a 'New Invoice' button highlighted with an orange arrow. Below this button is a 'Show 10 entries' dropdown and a search box. A table header is visible with columns: Invoice #, Type, Organization, Total Amount, and Status. At the bottom right, there are 'Previous', '1', and 'Next' navigation buttons.

Select “Renewal” or “Amendment” as demonstrated in sample picture below (“Renewal” would be selected for payment of Licence Renewals; “Amendment” would be selected for payment of licence amendments”):

The screenshot shows the 'LICENSING PORTAL' interface for the 'Create Invoice' page. The header is identical to the previous screenshot. The sidebar on the left has navigation links: Home, Licences, Applications, E&O, Payment, Users, and Public Search. The main content area is titled 'Create Invoice' and features a 'Type' dropdown menu with 'Amendment' and 'Renewal' options. An orange arrow points to the 'Amendment' option. Below the dropdown is a 'Total Amount: \$0.00' label and a search box. A table lists licensees with columns: Licensee, Licence Number, Licence Class, and Fee. The table contains four rows of data.

Licensee	Licence Number	Licence Class	Fee
<input type="checkbox"/> Jon Snow	F-60000-555555-2016	AGENT/BROKER 1	\$ 70.00
<input type="checkbox"/> Rob Stark	G-61000-555555-2016	AGENT/BROKER 2	\$ 70.00
<input type="checkbox"/> Ned Stark	K-62000-555555-2016	AGENT/BROKER 3	\$ 70.00
<input type="checkbox"/> Lady Stark	J-63000-555555-2016	AGENT/BROKER 3	\$ 70.00

Check off all licensees that you are wishing to prepay, and watch the “Total Amount” change to total the sum of the fees included as demonstrated in sample picture below.

ICM LICENSING PORTAL

Go Back ABC Insurance Agency Inc. Jon Snow

Home Licences Applications E&O Payment Users Public Search

Create Invoice

Type: Renewal

Total Amount: \$740.00

Licensee	Licence Number	Licence Class	Fee
<input checked="" type="checkbox"/> Jon Snow	F-60000-555555-2016	AGENT/BROKER 1	\$ 185.00
<input checked="" type="checkbox"/> Rob Stark	G-61000-555555-2016	AGENT/BROKER 2	\$ 185.00
<input checked="" type="checkbox"/> Ned Stark	K-62000-555555-2016	AGENT/BROKER 3	\$ 185.00
<input checked="" type="checkbox"/> Lady Stark	J-63000-555555-2016	AGENT/BROKER 3	\$ 185.00

Two options:

1. ***Licence Renewal:*** As noted above, ensure you change the drop down from the default of “Amendment” to “Renewal” when creating invoices for renewal fees. Ensure all agents that you are wishing to have the renewal fees applied to are listed in this invoice with the correct annual licence fee as per Regulation [73/93](#). **\$0.00 fees are not acceptable payment for “Renewal”.**
2. ***Amendment of a Licence:*** The fee of \$70 is required for the amendment of the licence(s) as outlined in Regulation [73/93](#). If there is a mass amendment for the same individual who holds Life and Accident & Sickness licences, the required fee is only \$70 (not \$140) as long as they are amended at the same time. For this instance only, to ensure the invoice is correct, the Life licence would be selected with a check-mark and the \$70.00 fee would be applied to it; the A&S licence would NOT be selected in this invoice, as this invoice is ONLY for payment purposes. It must be made clear to the ICM in the communication that the A&S licence is still to be amended with the mass amendment. Mass amendments typically are provided by the ICM directly to the Authorizer when requested. If you are considering amending multiple licenses, prior to doing so, please email contactus@icm.mb.ca to determine if a mass amendment would be applicable in your case.

Click “SAVE” to simply save the information **OR** click “Submit” to submit the invoice to the ICM. If the user clicks “Save” the information is not yet submitted to the ICM and can be amended before submitting it to the ICM. Once the invoice is submitted, the user can click “VIEW” to view their invoice or print it for their records.


Provide the cheque to the ICM in the full amount along with the ICM invoice number matching the invoice being submitted. **Credit card payments are currently not acceptable for invoice payment.**

When an Invoice is Submitted, the view for the O/A or D/R will be as follows:

Invoice 666666

Invoice #: 666666

Type: Renewal

Status: Submitted 

Created: Apr 01, 2020

Created By: Jon Snow

Total Amount: \$1,110.00

License Number	License Name	Licence Number	Licence Class	Licence Fee
555555	Rob Stark	G-555555-1899-2019	GENERAL AGENT/BROKER 2	\$185.00
888888	Jon Snow	K-888888-1899-2019	GENERAL OPERATING AGENT/BROKER 3	\$185.00
666666	Cersei Lannister	F-666666-1899-2019	GENERAL AGENT/BROKER 1	\$185.00
999999	Catelyn Stark	F-999999-1899-2019	GENERAL AGENT/BROKER 1	\$185.00
444444	Ned Stark	G-444444-1899-2019	GENERAL AGENT/BROKER 2	\$185.00

Total Amount: \$925.00

Cancel Invoice

Print Back

Steps for Insurance Company Appointees

Step 1: Log in to the online portal.

The Appointee will log-in to the online portal at <https://lms.icm.mb.ca/lcmPortal/Account/> with their numerical User ID and Password.

ICM LICENSING PORTAL

Existing Users Log In

User ID

Password

Log In

Forgot your User ID?

Forgot your password?

OR

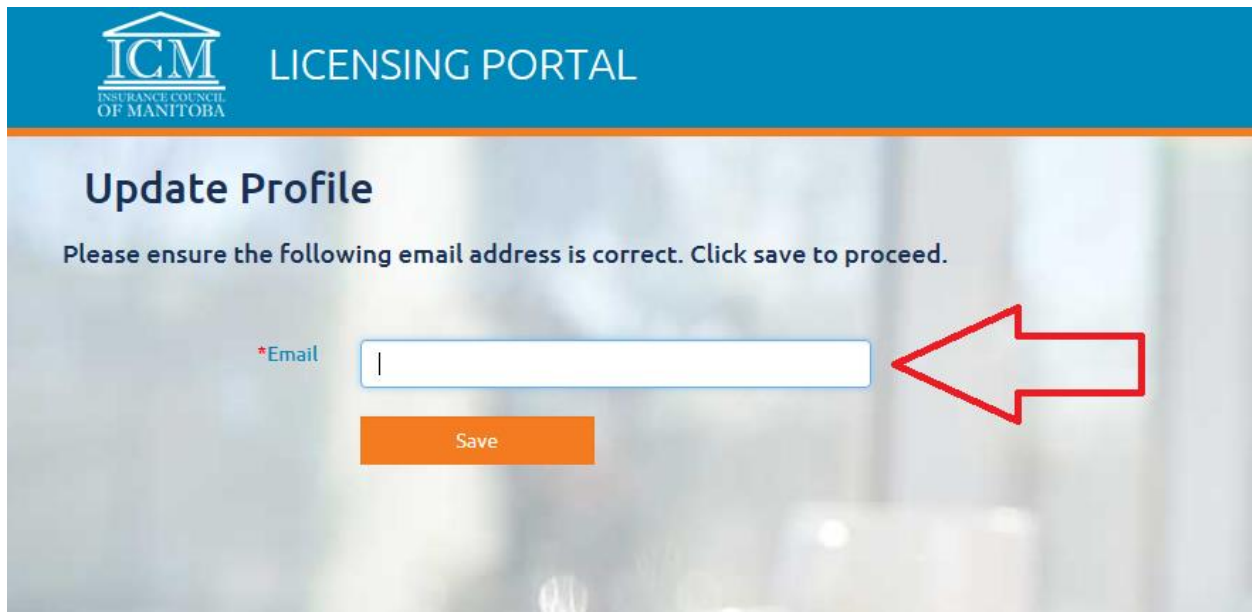
Register as new applicant

Note: The ICM Portal supports the following browsers:

- Google Chrome
- Internet Explorer 9.0+
- Mozilla Firefox

All PDF files require the latest version of Adobe Acrobat Reader to download.

Step 2: Verify Email Address.



ICM
INSURANCE COUNCIL
OF MANITOBA

LICENSING PORTAL

Update Profile

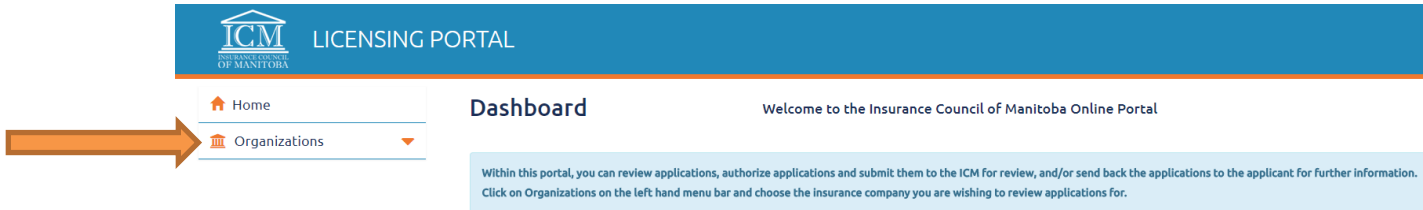
Please ensure the following email address is correct. Click save to proceed.

*Email

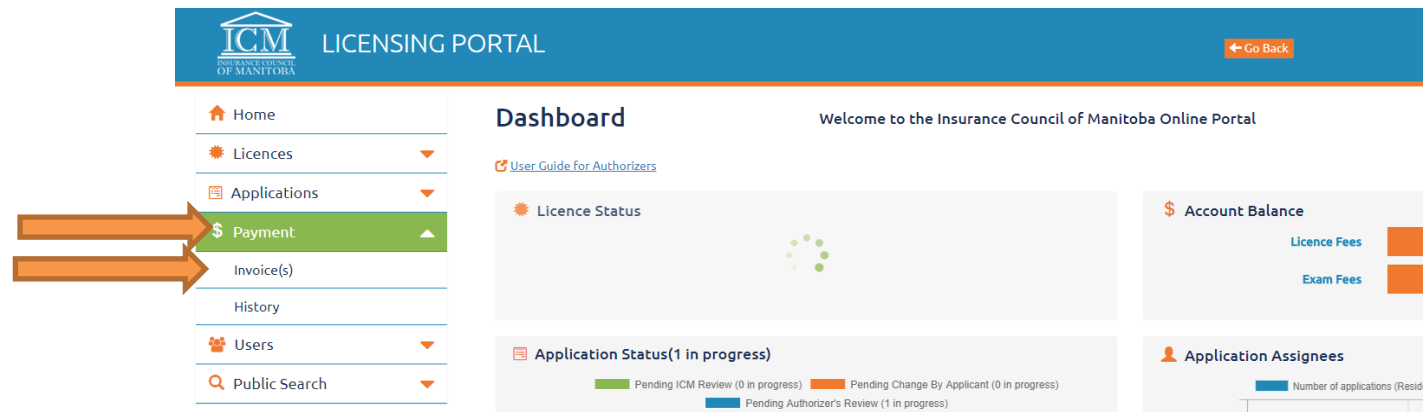
Save

Step 3: Proceed to Organization Tab

Click on Organizations as demonstrated in sample picture below, and select the organization that you are wishing to create the invoice for:

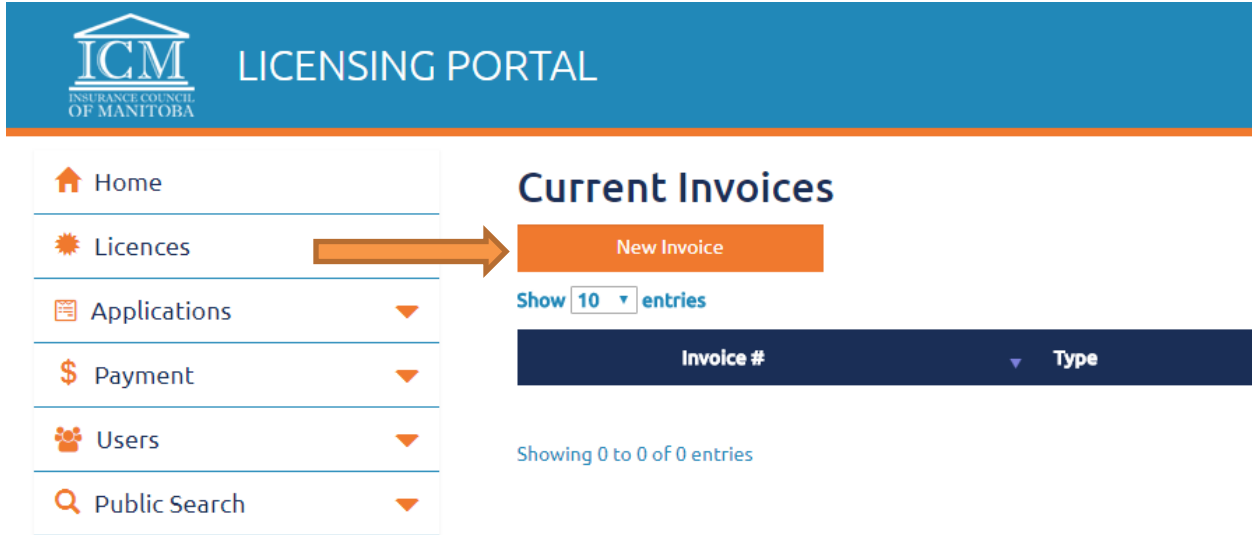


Click on Payment and then "Invoice(s)" as demonstrated in sample picture below:

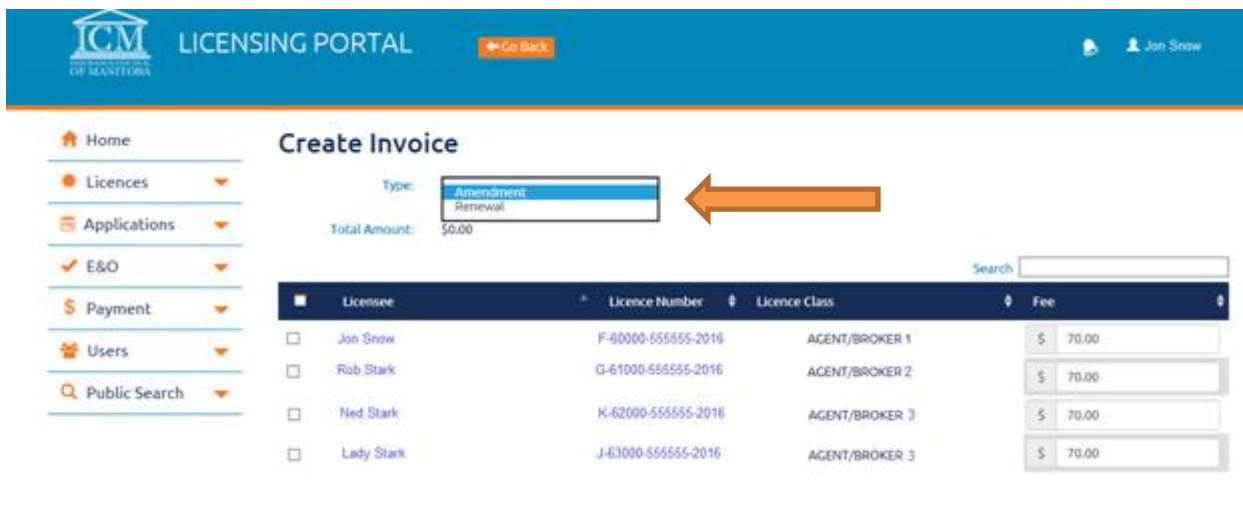


Step 4: Create New Invoice

Click on New Invoice as demonstrated in sample picture below:



Select “Renewal” or “Amendment” as demonstrated in sample picture below (“Renewal” would be selected for payment of Licence Renewals; “Amendment” would be selected for payment of licence amendments”):



Check off all licensees that you are wishing to prepay, and watch the “Total Amount” change to total the sum of the fees included as demonstrated in sample picture below.

The screenshot shows the 'Create Invoice' interface in the ICM Licensing Portal. The 'Type' dropdown is set to 'Renewal', and the 'Total Amount' is \$740.00. The table below lists the licensees and their associated fees:

Licensee	License Number	License Class	Fee
<input checked="" type="checkbox"/> Jon Snow	F-60000-555555-2016	AGENT/BROKER 1	\$ 185.00
<input checked="" type="checkbox"/> Rob Stark	G-61000-555555-2016	AGENT/BROKER 2	\$ 185.00
<input checked="" type="checkbox"/> Ned Stark	K-62000-555555-2016	AGENT/BROKER 3	\$ 185.00
<input checked="" type="checkbox"/> Lady Stark	J-63000-555555-2016	AGENT/BROKER 3	\$ 185.00

Two options:

1. **Licence Renewal:** As noted above, ensure you change the drop down from the default of “Amendment” to “Renewal” when creating invoices for renewal fees. Ensure all agents that you are wishing to have the renewal fees applied to are listed in this invoice with the correct annual licence fee as per Regulation [73/93](#). **\$0.00 fees are not acceptable payment for “Renewal”.**
2. **Amendment of a Licence:** The fee of \$70 is required for the amendment of the licence(s) as outlined in Regulation [73/93](#). If there is a mass amendment for the same individual who holds Life and Accident & Sickness licences, the required fee is only \$70 (not \$140) as long as they are amended at the same time. For this instance only, to ensure the invoice is correct, the Life licence would be selected with a check-mark and the \$70.00 fee would be applied to it; the A&S licence would NOT be selected in this invoice, as this invoice is ONLY for payment purposes. It must be made clear to the ICM in the communication that the A&S licence is still to be amended with the mass amendment. Mass amendments typically are provided by the ICM directly to the Authorizer when requested. If you are considering amending multiple licenses, prior to doing so, please email contactus@icm.mb.ca to determine if a mass amendment would be applicable in your case.

Click “SAVE” to simply save the information **OR** click “Submit” to submit the invoice to the ICM. If the user clicks “Save” the information is not yet submitted to the ICM and can be amended before submitting it to the ICM. Once the invoice is submitted, the user can click “VIEW” to view their invoice or print it for their records.

Provide the cheque to the ICM in the full amount along with the ICM invoice number matching the invoice being submitted. **Credit card payments are currently not acceptable for invoice payment.**

Question #3: How do I confirm payment has been used by the Licence Holder?

The Authorizer would log in to the portal and go to the Invoices portion (following the steps as outlined in the pages above). They can “View” an Invoice that was Submitted to the ICM and within the columns, they can see the “Status” of **Not Used** or **Applied**. If the Status says “Applied”, this means that the fee has been used by the licence holder. If the Status says “Not Used”, this means that the fee has not been used as of yet.

Invoice 55000

Invoice #: 55000 Type: Renewal Status: Applied By ICM
Created: Apr 01, 2020 Created By: Rob Stark (670670)
Total Amount: \$480.00

Licensee Number	Licensee Name	Licence Number	Licence Class	Licence Fee	Status
999999	Jon Snow	AIA-999999-876543-2020	Accident & Sickness	\$90.00	Not Used
999999	Jon Snow	LIA-999999-876543-2020	Life	\$150.00	Not Used
100678	Cersei Lannister	AIA-100678-876543-2020	Accident & Sickness	\$90.00	Applied
100678	Cersei Lannister	LIA-100678-876543-2020	Life	\$150.00	Applied

Question #4: What happens if a Licence Holder leaves after the organization has paid for the Licence Renewal or Amendment on the Invoice?

Two Scenarios could occur:

- 1) A Licence Holder has NOT YET renewed their licence (or amended it):
 - a. For Renewal Fees: Money would remain on the organization account and would become viewable to the organization on June 1 (July 1 for Adjusters).
 - b. For Amendment Fees: Money would remain on the organization account and would become viewable to the organization once ICM moves the Amendment Fees to the Licence Fees account.

- 2) A Licence Holder has ALREADY renewed their licence, but the new licence year (June 1 for Agents; July 1 for Adjusters) has not yet begun:
 - a. ICM would cancel the licence at the direction of the Organization Authorizer and move the money back to the Organization account as a credit. The ICM would then advise the licence holder that they are required to pay the annual licence fee if they plan on renewing their licence with another organization.

Question #5: What happens if a Licence Holder does not renew; Where is the Money?

Un-used money automatically becomes viewable and available on June 1 (for agents) or July 1 (for adjusters) to the Organization’s Authorizer. At this time, it would be viewable as “Licence Fees” as a credit on their account, and can then be used for any upcoming application at the discretion of the Authorizer. The “status” viewable on the invoice would read as “Cancelled” as below:

Invoice 55000

Invoice #: 55000 Type: Renewal Status: Applied By ICM
Created: Apr 01, 2020 Created By: Rob Stark (670670)
Total Amount: \$480.00

Licensee Number	Licensee Name	Licence Number	Licence Class	Licence Fee	Status
999999	Jon Snow	AIA-999999-876543-2020	Accident & Sickness	\$90.00	Not Used
999999	Jon Snow	LIA-999999-876543-2020	Life	\$150.00	Not Used
100678	Cersei Lannister	AIA-100678-876543-2020	Accident & Sickness	\$90.00	Cancelled
100678	Cersei Lannister	LIA-100678-876543-2020	Life	\$150.00	Cancelled

Question #6: Why can't I see the Money on the "Licence Fees" Account during Licence Renewal?

Money paid by an Invoice payment is only viewable under the Invoice tab for the Organization’s Authorizer(s). It cannot be seen under the Transactions tab as Licence Fees until June 1/July 1. See above questions for these details.

Question #7: If the invoice is Void what happens?

Submitted Invoices that never were paid for or Applied will be void after 45-days of inactivity.

Question #8: Does the ICM contact me when the payment has been applied for the Invoice?

Reference Question #1 first for detailed information. Additionally, the ICM does not contact you or the organization when the payment has been applied. The Organization’s Authorizer(s) can log into the portal at any time to check the status of an Invoice to see if it’s been “Applied By ICM”.

Invoice 55000

Invoice #: 55000
Created: Apr 01, 2020
Total Amount: \$480.00

Type: Renewal
Created By: Rob Stark (670670)

Status: Applied By ICM

Licensee Number	Licensee Name	Licence Number	Licence Class	Licence Fee	Status
999999	Jon Snow	AIA-999999-876543-2020	Accident & Sickness	\$90.00	Not Used
999999	Jon Snow	LIA-999999-876543-2020	Life	\$150.00	Not Used
100678	Cersei Lannister	AIA-100678-876543-2020	Accident & Sickness	\$90.00	Applied
100678	Cersei Lannister	LIA-100678-876543-2020	Life	\$150.00	Applied