

User Guide for **NEW** applicants or those applying for a **SUPPLEMENTARY** licence

Updated August 23, 2021

IMPORTANT NOTES PRIOR TO BEGINNING AN APPLICATION

The online application system applies to all categories of applicants other than an Amendment to a [Restricted Insurance Agent's](#) (RIA) Designated Official, which requires the completion of a [paper application](#).

General or Adjusters only: An Operating Agent ("K") or Designated Representative ("E") MUST apply and be issued first prior to any other level of agent or adjuster applying for a licence.

Review the ICM website:

The Insurance Council of Manitoba issues licenses on an equivalency basis (i.e. "Acting Under Supervision" in Ontario would be equivalent to ICM's Level 1 General Licence). QC Residents (who obtained their education in QC Jan 1/16 or after) MUST show proof that they have completed the "LLQP CANADA" program or the "Ethics & PP (Common Law)" program in order to obtain a licence in MB. Providing information that they have a licence in QC does not fully satisfy the information required by the ICM. Review the required educational requirements prior to applying for a particular licence ([General requirements](#), [Insurance Adjuster requirements](#), [Life/A&S requirements](#)). Should the applicant apply for a General Agent Licence or Insurance Adjuster Licence at a different level than they qualify for, the application will be returned as incomplete.

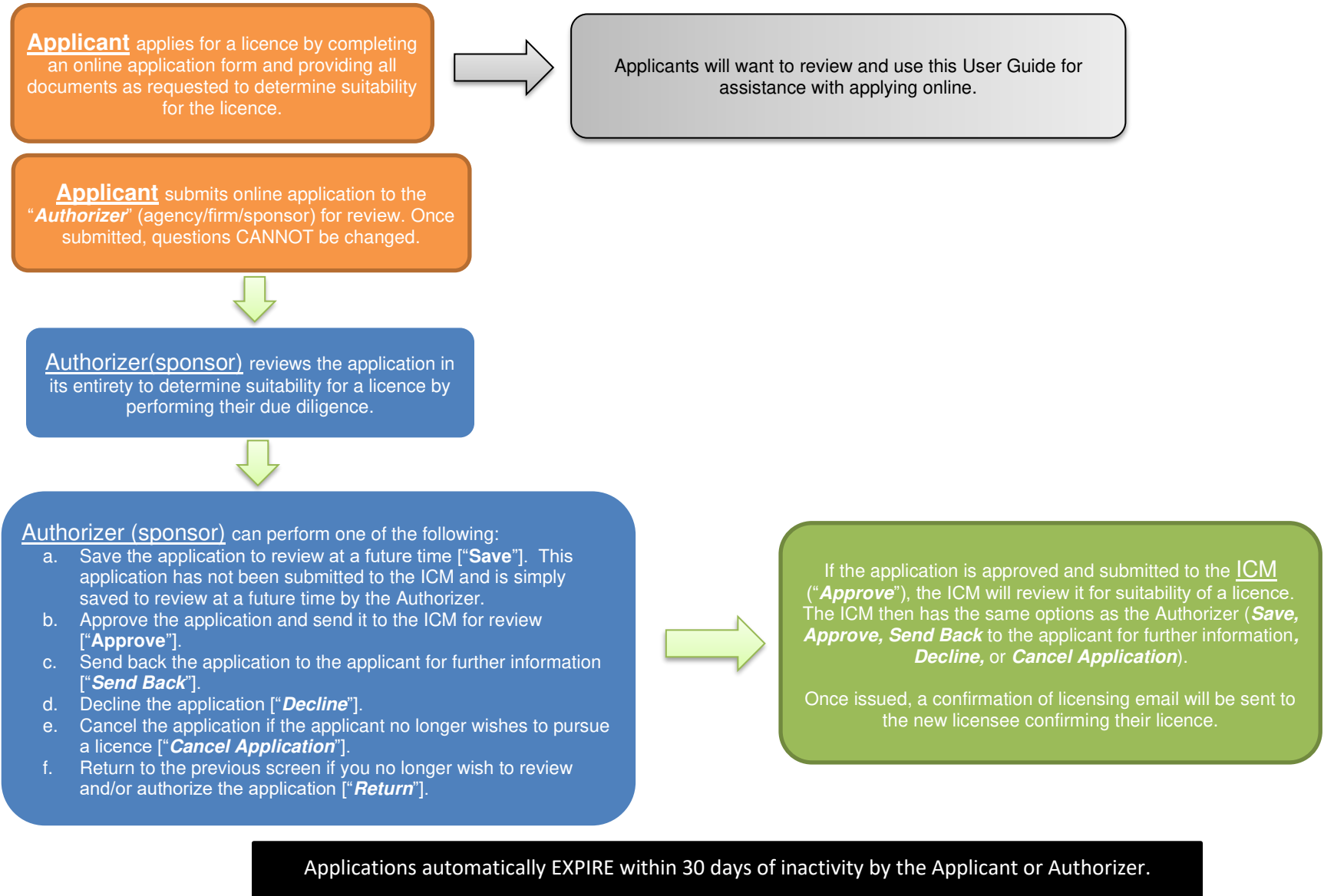
All applications are reviewed in the order that they are received at the ICM office - no exceptions are given. Applications are typically reviewed **within 7-business days of being received at the ICM office**, however, this could vary depending on the volume of applications received on any given day.

To allow our staff to be as efficient as possible, we ask that you do not contact the ICM office unless you have not received a response by the start of the 8th business day.

Table of Contents

Quick viewpoint of the system	3
Progress Bar:.....	4
Notifications:	4
Steps to applying for a licence	5
<i>Step 1: Login or Register as a new applicant</i>	<i>5</i>
<i>Step 2: Verify your Email Address</i>	<i>6</i>
<i>Step 3: Finding where to apply once logged in</i>	<i>7</i>
<i>Step 4: Applying for a New Licence vs. Applying for an Amendment to your current licence(s), a Reinstatement of your prior licence(s) or an annual licence Renewal</i>	<i>8</i>
<i>Step 5: Educational Requirements in Manitoba</i>	<i>9</i>
<i>Step 6: Determine who you are applying with.....</i>	<i>10</i>
<i>Step 7: Consent and Declaration before proceeding</i>	<i>11</i>
<i>Step 8: Completion of Application Form</i>	<i>12</i>
<i>Step 9: Uploading of Documents and Payment</i>	<i>13</i>
Important Notes about Payment:	13
Quick Checklist - Life and/or Accident & Sickness Licence	14
Quick Checklist - General or Auto Only Licence (NOT the Operating Agent of the agency).....	15
Quick Checklist - Insurance Adjuster Licence (NOT the Designated Representative of the firm)	16
Quick Checklist - Restricted Insurance Agent (RIA) Licence.....	17
Quick Checklist - General Operating Agent or Insurance Adjuster Designated Representative Licence	18
Quick Checklist – Hail Agent or Adjuster Licence	19
View your Application/Documents: Finding how to view applications and uploaded documents	20
View your Payment History/Obtain A Receipt for payment:	22

Quick viewpoint of the system



Progress Bar:

The progress bar (as demonstrated below) at the top of your application will provide you with the stage in which your application currently sits.



- *“Waiting to Submit”* = application is pending with the applicant for information.
- *“Pending Authorizer’s Review”* = application is with the sponsoring organization to review and submit to the ICM for consideration of a licence.
- *“Pending ICM Review”* = application is pending with the ICM for review and consideration of a licence.
- *“Approved”* = application has been approved for a licence. *Note that this does not mean that a licence has been issued. A confirmation of licensing email will be sent to the stakeholder once a licence has been issued, and the licence will be made public under the [Licence Search](#) on ICM’s website.*

Notifications:

Each time an application progresses to a different stage in the process, a notification will be provided to both the applicant and their Authorizer. Notifications can be located within the *bell* in the upper righthand corner as demonstrated below. This allows the applicant and authorizer to always stay up-to-date with the application progress.



The screenshot shows the top navigation bar of the ICM Licensing Portal. On the left is the ICM logo and the text 'LICENSING PORTAL'. On the right, there is a notification bell icon, a user profile icon, and the name 'Jon Snow'. Below the navigation bar, the main content area shows a 'Home' link with a house icon, the word 'Dashboard' in large text, and a welcome message: 'Welcome to the Insurance Council of Manitoba Online Portal'.

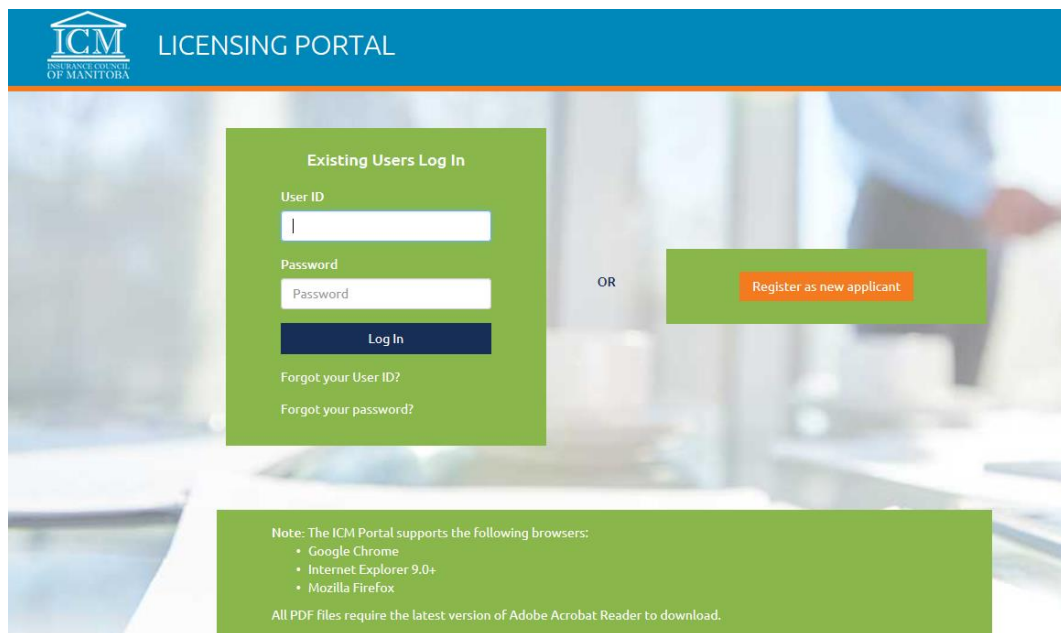
Steps to applying for a licence

Important Notes about Payment:

- Payments are kept on hold as a pre-authorization until the licence has been issued by the ICM.
- A receipt can only be viewed by the applicant once the service is rendered (a licence has been issued) by the ICM. Receipts for pending applications will not be provided.
- If an application is “Cancelled”, “Declined” or “Expired”, the pre-authorization payment is released back onto the credit card or added back into the company account if paid by a credit on account.

Step 1: Login or Register as a new applicant

Login or Register as a **new** applicant within the online portal at <https://lms.icm.mb.ca/lcmPortal/>.



The screenshot shows the ICM Licensing Portal interface. At the top left is the ICM logo (Insurance Council of Manitoba) and the text "LICENSING PORTAL". The main content area is divided into two sections. On the left, under the heading "Existing Users Log In", there are input fields for "User ID" and "Password", a "Log In" button, and links for "Forgot your User ID?" and "Forgot your password?". To the right of this section is the word "OR" and a green button labeled "Register as new applicant". At the bottom of the page, there is a green box containing a note about supported browsers (Google Chrome, Internet Explorer 9.0+, Mozilla Firefox) and a statement that all PDF files require the latest version of Adobe Acrobat Reader to download.

Step 2: Verify your Email Address

Note the importance of this email address – all correspondence from the ICM will be sent to this email, including annual licence renewal reminders, E&O reminder notices, Disqualification notices due to not updating your E&O, Council Report/Newsletter information, etc.

ICM LICENSING PORTAL

Update Profile

Please ensure the following email address is correct. Click save to proceed.
Note the importance of this email address - all correspondence from the ICM will be sent to this email.

*Email

Save

Step 3: Finding where to apply once logged in

Click on **“Applications”** then **“New Application”** to apply. *Note: if you already have an application underway, click on **“My Applications”** to view this application and make changes if the application is currently pending with you.*

The screenshot displays the 'Agent's Dashboard' for the Insurance Council of Manitoba Online Portal. The dashboard is divided into several sections:

- Navigation Menu (Left):** Includes Home, Information, Applications (highlighted in green), My Applications, New Application (highlighted in green), Exams, and Payment.
- Agent's Dashboard Header:** Welcome to the Insurance Council of Manitoba Online Portal.
- Licence Status:** A section with a sun icon showing counts for:
 - 1 Application (In Progress)
 - 0 Issued
 - 0 RenewalRed arrows point from the 'Applications' and 'New Application' menu items to this section.
- Exams:** A section with a pencil icon showing counts for:
 - 0 Results
 - 2 Scheduled
- Account Balance:** A section with a dollar sign icon showing:
 - Licence Fees: \$0.00
 - Exam Fees: \$0.00
- Errors & Omissions:** A section with a checkmark icon showing 'No result'.

Step 4: Applying for a **New** Licence vs. Applying for an **Amendment** to your current licence(s), a **Reinstatement** of your prior licence(s) or an annual licence **Renewal**

If you have never held a licence in Manitoba or wish to apply for a supplementary (additional) licence in Manitoba for the same insurance class, or have not held a licence for over 12 months in Manitoba, you would answer the question below of “*What would you like to do today?*” with “*Apply for a New Licence*”.

Application For Licence

What would you like to do today?

- Apply for a **New Licence**
- Apply for an **Amendment**
- Apply for a **Reinstatement**
- Apply for a **Renewal**

Continue

Refer to the [User Guides and FAQs](#) for assistance.

Application Status

All Applications are reviewed in the order that they are received at the ICM office - no exceptions are given. Applications are typically reviewed within 7-business days of being received at the ICM office, but this could vary depending on the volume of applications received on any given day. Please refer to the progress bar (located at the top of your application) to determine which party in the process is currently reviewing your information:

- “*Waiting to Submit*” = application is pending with the applicant for information.
- “*Pending Authorizer’s Review*” = application is with the sponsoring organization to review and submit to the ICM for consideration of a licence.
- “*Pending ICM Review*” = application is pending with the ICM for review and consideration of a licence.
- “*Approved*” = application has been approved for a licence.

Note: Once the licence is issued, a confirmation of licensing email will be sent to the new licensee confirming their licence.

Refer to the [User Guide](#) to assist you with the process and change in progress bar. Please do not contact the ICM office for a status update **unless the application has been “*Pending ICM Review*” for over 7-business days.**

Step 5: Educational Requirements in Manitoba

- The Insurance Council of Manitoba issues licenses on an equivalency basis (i.e. “Acting Under Supervision” in Ontario would be equivalent to ICM’s Level 1 General Licence).
- Review the required educational requirements prior to applying for a particular licence.
- Should the applicant apply for a General Agent Licence or Insurance Adjuster Licence at a different level than they qualify for, the application will be returned as incomplete.
 - [Life and accident & Sickness education requirements](#)
 - [General education requirements](#)
 - [Adjuster education requirements](#)

Step 6: Determine who you are applying with

User chooses the *Insurance Class*, *Licence Class*, *Agency/Adjusting Firm* and/or *Sponsor* and proceeds to the next page by clicking Continue.

Important Note: a change to your agency/firm and/or sponsor name cannot be made once the application has been submitted. This type of change can only be made by cancelling the existing incorrect application and submitting a new fully and correctly completed application form.

If you are applying with an organization that is not found in the search fields, please contact the Insurance Council of Manitoba at contactus@icm.mb.ca. ICM can then confirm that you have incorporated your legal agency/firm name and/or registered your agency/firm name with the [Manitoba Companies Office](#) before allowing you to proceed in the online system. If the name is not on file with the [Manitoba Companies Office](#), the ICM will not allow you to proceed. If you do submit an application under the incorrect agency/firm name or without an agency/firm name and are wishing the ICM to make this change to the agency/firm name for you, our office will not accept the application and further delay on your application and potential licence would occur.

Application for New Licence

The online application system has been enhanced and currently applies to all categories of applicants other than an Amendment to an RIA Designated Official. This type of application must be completed by paper format.

 [User Guide](#) – to assist the user with completion of the online application

Insurance Class

Licence Class

Agency/Adjusting Firm

Sponsor

If you are applying with an organization that is not found in the search fields, please contact the Insurance Council of Manitoba at contactus@icm.mb.ca and provide the full name (legal and trade name(s)) of your organization that you are searching for.

Step 7: Consent and Declaration before proceeding

User must VERIFY the licence they are applying for, complete the **Consent and Declaration** section by checking off the boxes and click CONTINUE.

Note: If the User needs to make a change, they can click the “Back” button before proceeding to the application. Once the application is started under a particular agency/firm name and/or sponsor name, a change to the agency/firm name or sponsor name cannot be completed, and a new application would be required.

ICM LICENSING PORTAL

Rob Stark

- Home
- Information
- Applications
- Exams
- Payment

Application Verification

Review the information below to ensure you are applying for the correct *Licence* and with the correct *Agency and/or Sponsor*. You cannot edit this information after creating an application. If you wish to edit the information, you must delete the application and create a new one.

Applicant	Rob Stark (
Licence	LIFE INSURANCE AGENT
Agency	Test Agency (1742)
Sponsor	ZZtestAgency (COMPANY) (860352)

Consent and Declaration

- I consent to the manner in which the Insurance Council of Manitoba (ICM) will collect, use, disclose or otherwise maintain the information provided in this licence application. The information requested is collected under the authority of, and used for, the ICM administration of the Insurance Act, its Regulations, its Rules and Codes of Conduct.
- I understand that by applying for the Insurance Licence, information may need to be collected from other sources such as the agency with which I am affiliated, insurer/sponsor of the licence, financial service regulators, insurance licensing regulators, other insurance associations, credit bureaus, insurance companies, bankruptcy offices, and governments of other provinces. I understand that any documents obtained as part of this application may be shared with my sponsor or other Regulators.
- I have not acted, and will not act, or offer or undertake to act, as an insurance agent in this province without having first obtained a licence under The Insurance Act.

[Back](#) [Continue](#)

Step 8: Completion of Application Form

User now completes the application form, answering all questions in full and providing documents where requested. **Full and complete disclosure of information is required or could result in a delay of the application, and ultimately the application being cancelled or declined for incomplete information.**

Once the application is submitted to the Authorizer (Sponsoring Organization), an applicant's answer to a question CANNOT be changed. If a change is required, the applicant will receive the application back ["Pending Change by Applicant"] and will be required to provide this information as a COMMENT. The applicant may also be required to provide uploaded material.

Note: The following 5-pages of this document provides a list of documents required for applicants in specific classes. Keep in mind these lists are not an exhaustive list, and additional documents may be required depending on how the questions have been answered on the application form.

ICM LICENSING PORTAL

Home
Information
Applications
Exams
Payment

New Application

Your session will remain active for a period of 20 minutes and then expire due to inactivity. Therefore, please save any data you may have entered before refreshing the page or going away from your device.

Waiting to Submit | Pending Authorizer's Review | Pending ICM Review | Approved

Type	Agent	Applicant's Name	Rob Stark	Date of Birth	1970-10-01
Insurance Class	LIFE (ONLY)	License Class	LIFE INSURANCE AGENT		
Agency	Test Agency (1742)				
Sponsor	ZZtestAgency (COMPANY) (860352)				
Created		Submitted		Last Status Updated	

Personal Information

Line 1	Game of Thrones	Line 2		City	Winnipeg
Province	MB	Country	Canada	Postal Code	R3B0T6
Phone	(222) 222-2222	Primary Email	robstark@hotmail.com		

Business Address

Copy Personal Address

*Line 1 | Line 2 | *City

Step 9: Uploading of Documents and Payment

- User uploads all necessary documents, makes payment via credit card (VISA or MasterCard only) or indicates that the company will be paying for them (Company can pay by VISA or MasterCard, or by prepaid cheque to the ICM), and clicks “**Submit**”.
- The application is then sent to the primary authorizer (“Authorizer”) with the insurer or agency/firm for review.
- The Authorizer will then review the application and can either send the application back to the Applicant for changes or additional items, or simply submit the application to the ICM for review.

Important Notes about Payment:

- Payments are kept on hold as a pre-authorization until the licence has been issued by the ICM.
- A receipt can only be viewed by the applicant once the service is rendered (a licence has been issued) by the ICM. Receipts for pending applications will not be provided.
- If an application is “Cancelled”, “Declined” or “Expired”, the pre-authorization payment is released back onto the credit card or added back into the company account if paid by a credit on account.

The screenshot displays a web form with three main sections: Documents, Consent & Declaration, and Payment.

- Documents:** A list of six required documents, each with an 'Upload' button to its right.
 1. A copy of the applicant's government issued photo identification.*
 2. Document verification of education and licensing history (if applying in Manitoba for the first time).
 3. Original criminal record check (CRC) issued through the applicant's local RCMP detachment or municipal police department. Applicable to applicants who have not held a Manitoba licence for 12 months or longer, or their criminal history has changed. CRC must be current (within 6 months).
 4. A certificate of authority/non-resident endorsement form (applicable to applicants from other jurisdictions without web based licence searches).
 5. Supervision Certificate (required if you are a resident Life Insurance applicant of Manitoba and have not held your Life licence for 12 months or longer, or if supervision is required by you in your resident jurisdiction).
 6. Current Manitoba Articles of Incorporation and/or Business Name Registration(s) from the Manitoba Companies Office is required if you are applying under an agency name that is not presently licensed with the Insurance Council of Manitoba.
- Consent & Declaration:** A section with a 'Declaration:' label and three checked checkboxes:
 - I will not conduct business or advertise in any other name(s) other than those stated in the Agency and/or Sponsor section of this application.
 - I confirm that the information contained in this application is true and complete, including any attachments/additions that I provide to the ICM by email, fax, hard copy or other means.
 - I accept responsibility for all statements and declarations in this application, and recognize that any false declaration may lead to disciplinary action against me.
- Payment:** A section with the following fields:
 - Application Fee:** \$150.00
 - Payment By:** A dropdown menu currently set to 'Self'

At the bottom of the form are three buttons: 'Save', 'Submit', and 'Return'. Red arrows point to the 'Submit' button and the 'Application Fee' field.

Quick Checklist - Life and/or Accident & Sickness Licence

- Fully completed online application. Keep in mind that the organization you are applying with **must** coincide with how you wish to conduct insurance business in Manitoba. Refer to Section 391 of *The Insurance Act*.
- Primary Email address is required to receive Council Correspondence. Council's primary form of communication is via email, therefore, it is essential that the Council has a current working email address on file at all times.
- Description of other employment/additional occupation. Depending on the type of occupation, you may be required to provide the employer's information, your position/title, and full job description.
- Description of the facts to any "yes" answer under the suitability **Questions** section, including dates and the outcome ensuring copies of any relevant documentation are uploaded.
- Entry of Professional Liability Insurance (Errors & Omissions). Requirements are outlined within [Regulation 389/87](#) in accordance with section 371(1.1) of *The Insurance Act*.
- A copy of the applicant's government issued photo identification (Full Legal Name, Date of Birth, and Residential Address must match the information within the online application).
- Document verification of education and licensing history.
- ICM accepts criminal record checks (CRCs) issued through the applicant's local RCMP or municipal police department, or through [Sterling Backcheck only](#) when accessed through the Insurance Council of Manitoba's [landing page with Sterling Backcheck](#). CRCs are not acceptable when issued through any other third-party provider. Only applicable to applicants who have not held a Manitoba licence for 12 months or longer, or have had a change to their criminal history. CRC must be current within 6 months. **Residents of other Canadian jurisdictions** and **Residents of the United States** please refer to the [ICM's website](#) for details on whether a CRC is required.
- Applicants from other jurisdictions **without detailed web-based licence searches** require a certificate of authority/non-resident endorsement form.
- Supervision Certificate (if applicable in your resident jurisdiction).
- Copy of the Manitoba Articles of Incorporation and/or Business Name Registration Papers from the Manitoba Companies Office if applying in a Corporate and/or Business name.
- Payment / Fee(s) in accordance with Regulation [73/93](#) – by VISA or MasterCard, or prepayment to the ICM by cheque or cash:
 - \$240.00 for Life and Accident & Sickness; or
 - \$150.00 for Life only; or
 - \$90.00 for Accident & Sickness only.

Quick Checklist - General or Auto Only Licence (NOT the Operating Agent of the agency)

- Determining what level of licence you qualify for in Manitoba is essential when applying online. We refer you to the [General Insurance Agents Licensing Rules](#) to assist you in determining what Level of licence you as an applicant would be suitable for. For example, an agent/broker acting under supervision in their home jurisdiction would be best suited for a Level 1 licence in Manitoba as per Section 3(1) of the Rules.
- Fully completed online application. Keep in mind that the organization you are applying with **must** coincide with how you wish to conduct insurance business in Manitoba. Refer to Section 391 of *The Insurance Act*.
- Primary Email address is required to receive Council Correspondence. Council's primary form of communication is via email, therefore, it is essential that the Council has a current working email address on file at all times.
- Description of other employment/additional occupation. Depending on the type of occupation, you may be required to provide the employer's information, your position/title, and full job description.
- Description of the facts to any "yes" answer under the suitability **Questions** section, including dates and the outcome ensuring copies of any relevant documentation are uploaded.
- Entry of Professional Liability Insurance (Errors & Omissions) is required if the applicant is not covered under the General Agency policy. Requirements are outlined within [Regulation 389/87](#) in accordance with section 371(1.1) of *The Insurance Act*.
- A copy of the applicant's government issued photo identification (Full Legal Name, Date of Birth, and Residential Address must match the information within the online application).
- Document verification of education and licensing history.
- ICM accepts criminal record checks (CRCs) issued through the applicant's local RCMP or municipal police department, or through [Sterling Backcheck](#) **only** when accessed through the Insurance Council of Manitoba's [landing page with Sterling Backcheck](#). CRCs are not acceptable when issued through any other third-party provider. Only applicable to applicants who have not held a Manitoba licence for 12 months or longer, or have had a change to their criminal history. CRC must be current within 6 months. **Residents of other Canadian jurisdictions** and **Residents of the United States** please refer to the [ICM's website](#) for details on whether a CRC is required.
- Applicants from other jurisdictions **without detailed web-based licence searches** require a certificate of authority/non-resident endorsement form.
- Payment / Fee in accordance with Regulation [73/93](#) – by VISA or MasterCard, or prepayment to the ICM by cheque or cash:
 - \$185.00 for General or Auto Only Broker.

Quick Checklist - Insurance Adjuster Licence (NOT the Designated Representative of the firm)

- Determining what level of licence you qualify for in Manitoba is essential when applying online. We refer you to the [Insurance Adjusters Licensing Rules](#) to assist you in determining what Level of licence you as an applicant would be suitable for. For example, an adjuster who requires supervision and/or requires their reports to be approved and/or countersigned in their home jurisdiction would be best suited for a Level 1 or 2 licence in Manitoba as per Section 3 of the Rules.
- Fully completed online application. Keep in mind that the organization you are applying with **must** coincide with how you wish to conduct insurance business in Manitoba. Refer to Section 391 of *The Insurance Act*.
- Primary Email address is required to receive Council Correspondence. Council's primary form of communication is via email, therefore, it is essential that the Council has a current working email address on file at all times.
- Description of other employment/additional occupation. Depending on the type of occupation, you may be required to provide the employer's information, your position/title, and full job description.
- Description of the facts to any "yes" answer under the suitability **Questions** section, including dates and the outcome ensuring copies of any relevant documentation are uploaded.
- A copy of the applicant's government issued photo identification (Full Legal Name, Date of Birth, and Residential Address must match the information within the online application).
- ICM accepts criminal record checks (CRCs) issued through the applicant's local RCMP or municipal police department, or through [Sterling Backcheck](#) **only** when accessed through the Insurance Council of Manitoba's [landing page with Sterling Backcheck](#). CRCs are not acceptable when issued through any other third-party provider. Only applicable to applicants who have not held a Manitoba licence for 12 months or longer, or have had a change to their criminal history. CRC must be current within 6 months. **Residents of other Canadian jurisdictions** and **Residents of the United States** please refer to the [ICM's website](#) for details on whether a CRC is required.
- A statement, signed by at least three reputable persons resident in the province, as to the applicant's trustworthiness and competency is required under Section 385(3) of *The Act*.
- Payment / Fee in accordance with Regulation [73/93](#) – by VISA or MasterCard, or prepayment to the ICM by cheque or cash:
 - \$90.00 for a Level 1 or Level 2 Adjuster Licence; or
 - \$200.00 for a Level 3 or 4 Adjuster Licence.

Quick Checklist - Restricted Insurance Agent (RIA) Licence

- Fully completed online application including mandatory sponsorship authorization by an insurer licensed in Manitoba to undertake the class of insurance applied for. Keep in mind that the entity you are applying with **must** coincide with how you wish to conduct insurance business in Manitoba. Refer to Section 391 of *The Insurance Act*.
- Primary Email address is required to receive Council Correspondence. Council's primary form of communication is via email, therefore, it is essential that the Council has a current working email address on file at all times.
- Copy of the Manitoba Articles of Incorporation and/or Business Registration from the Manitoba Companies Office. *Not required if member of the Canada Deposit Insurance Corporation or a credit union under The Credit Unions and Caisses Populaires Act.*
- Entry of Professional Liability Insurance (Errors & Omissions) is required as outlined within [Regulation 389/87](#) in accordance with section 371(1.1) of *The Insurance Act*. *Not required if member of the Canada Deposit Insurance Corporation or a credit union under The Credit Unions and Caisses Populaires Act.*
- If you are a Designated Official applying for a **Funeral Director** licence or a **Mortgage Broker** licence, you must submit a copy of your licence issued under *The Prearranged Funeral Services Act* or your licence issued through *The Mortgage Brokers Act*.
- Payment / Fee in accordance with Regulation [73/93](#) – by VISA or MasterCard, or prepayment to the ICM by cheque or cash:
 - 1-4 employees = \$150
 - 5-10 employees = \$225
 - 11-15 employees = \$375
 - 16-20 employees = \$500
 - 21-99 employees = \$700
 - 100-249 employees = \$1,500
 - 250-499 employees = \$3,000
 - 500 or more employees = \$5,500

Quick Checklist - General Operating Agent or Insurance Adjuster Designated Representative Licence

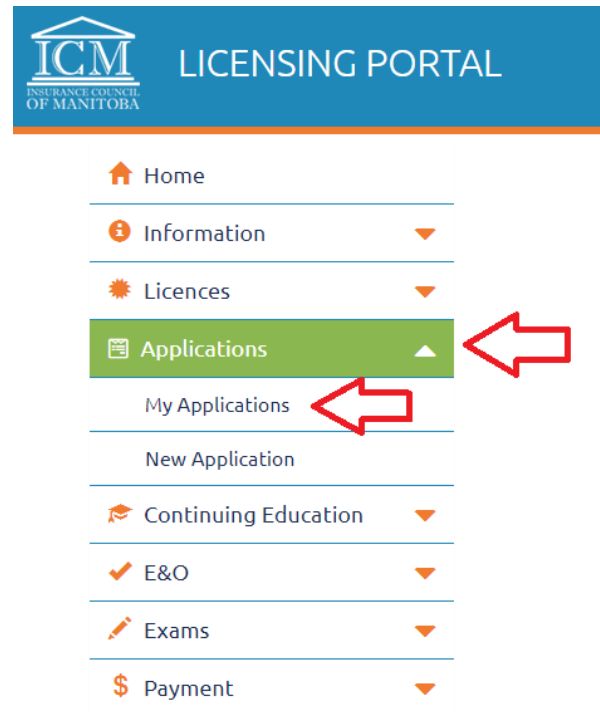
- The applicant must qualify for an Operating Agent or Designated Representative licence in their home jurisdiction to qualify for this level of licence in Manitoba.
- Fully completed online application. Keep in mind that the organization you are applying with **must** coincide with how you wish to conduct insurance business in Manitoba. Refer to Section 391 of *The Insurance Act*.
- Primary Email address is required to receive Council Correspondence. Council's primary form of communication is via email, therefore, it is essential that the Council has a current working email address on file at all times.
- Description of other employment/additional occupation. Depending on the type of occupation, you may be required to provide the employer's information, your position/title, and full job description.
- Description of the facts to "yes" answers under the suitability **Questions** section, including dates and outcome ensuring copies of relevant documentation are uploaded.
- Entry of Professional Liability Insurance (Errors & Omissions). Requirements are outlined within [Reg 389/87](#) in accordance with section 371(1.1) of *The Insurance Act*.
- A copy of the applicant's government issued photo identification (Full Legal Name, Date of Birth, and Residential Address must match the information within the online application).
- Document verification of education and licensing history.
- ICM accepts criminal record checks (CRCs) issued through the applicant's local RCMP or municipal police department, or through [Sterling Backcheck](#) **only** when accessed through the Insurance Council of Manitoba's [landing page with Sterling Backcheck](#). CRCs are not acceptable when issued through any other third-party provider. Only applicable to applicants who have not held a Manitoba licence for 12 months or longer, or have had a change to their criminal history. CRC must be current within 6 months. **Residents of other Canadian jurisdictions** and **Residents of the United States** please refer to the [ICM's website](#) for details on whether a CRC is required.
- Applicants from other jurisdictions **without detailed web-based licence searches** require a certificate of authority/non-resident endorsement form.
- Copy of the Manitoba Articles of Incorporation and/or Business Name Registration Papers from the Manitoba Companies Office if applying in a Corporate and/or Business name.
- A list of Branch Office addresses, including the name of the General Agent Level 3 or Adjuster Level 4 or 5 Licensed Branch Manager for each office.
- A list of individuals who will be transacting insurance business on behalf of the agency or adjusting firm in Manitoba.
- Full particulars, including name, position and contact information, of the owner(s), partners, director(s) or officer(s) of the corporation in order of control.
- Adjuster applicants only*: Signed statement from three reputable persons resident in the province.
- Payment / Fee in accordance with Regulation [73/93](#) – by VISA or MasterCard, or prepayment to the ICM by cheque or cash:
 - \$185.00 for the Agency Operating Agent annual licence fee; or
 - \$200.00 for the Adjusting Firm Designated Representative annual licence fee.

Quick Checklist – Hail Agent or Adjuster Licence

- Fully completed online application including mandatory sponsorship authorization by an insurer licensed in Manitoba to undertake the class of insurance applied for. Keep in mind that the entity you are applying with **must** coincide with how you wish to conduct insurance business in Manitoba. Refer to Section 391 of *The Insurance Act*.
- Primary Email address is required to receive Council Correspondence. Council's primary form of communication is via email, therefore, it is essential that the Council has a current working email address on file at all times.
- Description of other employment/additional occupation. Depending on the type of occupation, you may be required to provide the employer's information, your position/title, and full job description.
- Description of the facts to any "yes" answer under the suitability **Questions** section, including dates and the outcome ensuring copies of any relevant documentation are uploaded.
- Entry of Professional Liability Insurance (Errors & Omissions) is required for Hail Agents only as outlined within [Regulation 389/87](#) in accordance with section 371(1.1) of *The Insurance Act*.
- Copy of the Manitoba Articles of Incorporation and/or Business Registration from the Manitoba Companies Office.
- Payment / Fee in accordance with Regulation [73/93](#) – by VISA or MasterCard, or prepayment to the ICM by cheque or cash:
 - \$90.00

View your Application/Documents: Finding how to view applications and uploaded documents

Click on “*Applications*” then “*My Applications*”.



Click on the drop-down arrow under "Filter" to change your status, and view prior applications. The instructions are also outlined in the blue box below. Within each application that you view, you will be able to view and download your attachments/uploaded documents.

My Applications

To create a NEW APPLICATION, click on the "New Application" button below.
Select from the "Filter" drop-down box on the right to see any *Approved, Cancelled, Declined, Expired, or Pending* applications. Choosing *Active* will bring up any applications that are in active status.

Application Status

All Applications are reviewed in the order that they are received at the ICM office - no exceptions are given. Applications are typically reviewed within 7-business days of being received at the ICM office, but this could vary depending on the volume of applications received on any given day. Please refer to the progress bar (located at the top of your application) to determine which party in the process is currently reviewing your information:

- "Waiting to Submit" = application is pending with the applicant for information.
- "Pending Authorizer's Review" = application is with the sponsoring organization to review and submit to the ICM for consideration of a licence.
- "Pending ICM Review" = application is pending with the ICM for review and consideration of a licence.
- "Approved" = application has been approved for a licence.

Note: Once the licence is issued, a confirmation of licensing email will be sent to the new licensee confirming their licence.

Refer to the [User Guide](#) to assist you with the process and change in progress bar. Please do not contact the ICM office for a status update **unless the application has been "Pending ICM Review" for over 7-business days.**

Filter: Active

Show 10 entries

Ref #	Type	Applicant's Name	Submission Date (To ICM)	Province	Insurance Class	Agency / Sponsor
No data available in table						

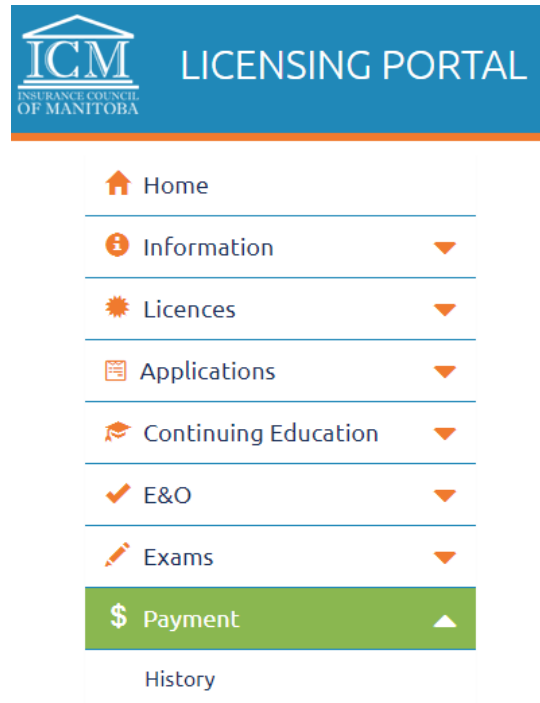
Showing 0 to 0 of 0 entries

New Application

View your Payment History/Obtain A Receipt for payment:

NOTE: Payments are only viewable to the individual that made the payment. i.e. if the payment was paid by the “Company”, then the individual applicant would not be able to see this transaction, but the Authorizer with the “Company” would.

Click on “**Payment**” then “**History**”.



You can then select any search criteria for “Licence Fees” or “Exam Fees” and view your transactions, and obtain downloadable receipts, as sampled in the pictures below.

Sample Picture #1 - Search:

Transaction History

Account Type: Licence Fees (dropdown menu with options: Licence Fees, Licence Fees, Exam Fees)

From: March 2019 (dropdown menu)

To: February 2020 (dropdown menu)

View (button)

Opening Balance \$0.00 (as of 2019-03-01)

Sample Picture #2 – Transaction History:

Transaction History

Account Type: Licence Fees (dropdown menu)

From: March 2019 (dropdown menu)

To: February 2020 (dropdown menu)

View (button)

Opening Balance \$0.00 (as of 2019-03-01)

Date	Description	Debit	Credit	Balance	Available Downloads
May 10, 2019 2:43:30 PM	Licence Renewal Payment (Licence(s): AIA-555555-676767676767-2019, LIA-555555-676767676767-2019)		\$240.00	\$240.00	Credit Card Records
May 10, 2019 2:43:30 PM	Licence Renewal Issued (Licence: AIA-555555-676767676767-2019)	\$90.00		\$150.00	Receipt
May 10, 2019 2:43:30 PM	Licence Renewal Issued (Licence: LIA-555555-676767676767-2019)	\$150.00		\$0.00	Receipt

Export to Excel (button)

Sample Picture #3 - Receipt:



466 - 167 Lombard Avenue
Winnipeg, Manitoba
R3B 0T6
T 204.988-6800
F 204.988-6801
website: www.icm.mb.ca
email: contactus@icm.mb.ca

Receipt

Licence Renewal Payment

Rob Stark (User ID: 555555)

Total Amount: \$90.00

Transaction #	Transaction Date	Payment For	Description	Amount
2023398	May 10, 2019	Rob Stark (User ID: 555555)	Licence Renewal Payment (Licence: AIA-555555-6767676767 6767-2019)	\$90.00
Total Amount:				\$90.00

* For payment breakdown, review your online Transaction History page in your account within the ICM's Online Portal.

Please note this is not confirmation of a licence.

An applicant for a Manitoba licence is prohibited from transacting the business of insurance and/or acting within the definition of an agent/adjuster/incidental seller of insurance until such time as the Manitoba licence has been processed. Specific notice is sent to the applicant by email if an application is approved and a licence is issued.

Return & Refund Policy

Fees are non-refundable once an exam registration is made or a licence has been issued.

Page 1 of 1